

*Non-wetting*

# Dry Fog Humidifiers = **AKIMist® "E"** =

**Compact but high-powered, energy-saving humidifiers create quality fog with low air consumption!**



いけうち

“The Fog Engineers”

**H. IKEUCHI & CO., LTD.**

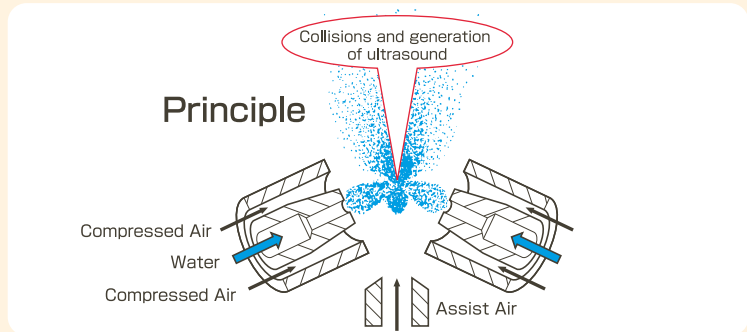

## Main Applications

- Humidification
- Moisture Control
- Static Electricity Prevention
- Preventing Dust Adhesion
- Dust Suppression
- Curing, and more

## Features

- Quality Fog reaches over four meters horizontally, providing effective humidification. (\*1)
- Up to four nozzles can be mounted per body.
- Compact water tank keeps free from bacteria.
- Automatic humidity control is available with timer or humidity controller.

(\*1) Spray length depends on the surrounding air temperature and humidity conditions.



## High quality, silky Dry Fog Nozzle type O3C

Sauter mean droplet diameter\*: **7.5  $\mu\text{m}$**  \*measured by a laser analyzer

Spray volume (per nozzle) : **2.4  $\ell/\text{hr}$**  at 0.3 MPa (air pressure)

O3C type with clog-resistant spray tip (PTFE) produces non-wetting Dry Fog (smoke-like ultrafine fog) of uniform quality.

Suitable for humidification without wetting your machines and products even with a room of limited space.

■ O3C Nozzle Performance ■ (per nozzle)

Air Pressure in MPa (psi)	Spray Volume in $\ell/\text{hr}$ (GPH)	Air Consumption in $\ell/\text{min}$ , Normal (SCFM)
0.2 (29)	1.3 (0.34)	22 (0.82)
0.3 (44)	2.4 (0.63)	29 (1.08)
0.4 (58)	3.1 (0.82)	36 (1.34)
0.5 (73)	3.6 (0.95)	43 (1.60)

Note: Use under the air pressure of between 0.2 and 0.5 MPa (29 and 73 psi).

■ Specifications ■ (per body)

Model No.	Number of Nozzles	at air pressure of 0.3 MPa (44 psi)	
		Spray Volume in $\ell/\text{hr}$ (GPH)	Air Consumption in $\ell/\text{min}$ , Normal (SCFM)
AE-1 (O3C)	1	2.4 (0.63)	29 (1.08)
AE-2 (O3C)	2	4.8 (1.27)	58 (2.16)
AE-3 (O3C)	3	7.2 (1.90)	87 (3.24)
AE-4 (O3C)	4	9.6 (2.54)	116 (4.32)

One O3C nozzle should be good for spaces of 100 m<sup>3</sup> (3,500 ft<sup>3</sup>), though it varies depending on various conditions.

## Large volume fog Nozzle type O4E

Sauter mean droplet diameter\*: **10  $\mu\text{m}$**   
\*measured by a laser analyzer

Spray volume: **3.0  $\ell/\text{hr}$**  at 0.3 MPa (air pressure)  
(per nozzle)

O4E nozzle type: Scratch-resistant spray tip, made of metal

■ O4E Nozzle Performance ■ (per nozzle)

Air Pressure in MPa (psi)	Spray Volume in $\ell/\text{hr}$ (GPH)	Air Consumption in $\ell/\text{min}$ , Normal (SCFM)
0.2 (29)	1.9 (0.50)	27 (1.00)
0.3 (44)	3.0 (0.79)	36 (1.34)
0.4 (58)	3.8 (1.00)	45 (1.67)
0.5 (73)	4.5 (1.19)	54 (2.00)

Note: Use under the air pressure of between 0.2 and 0.5 MPa (29 and 73 psi).

■ Specifications ■ (per body)

Model No.	Number of Nozzles	at air pressure of 0.3 MPa (44 psi)	
		Spray Volume in $\ell/\text{hr}$ (GPH)	Air Consumption in $\ell/\text{min}$ , Normal (SCFM)
AE-1 (O4E)	1	3.0 (0.79)	36 (1.34)
AE-2 (O4E)	2	6.0 (1.58)	72 (2.67)
AE-3 (O4E)	3	9.0 (2.38)	108 (4.00)
AE-4 (O4E)	4	12.0 (3.17)	144 (5.34)

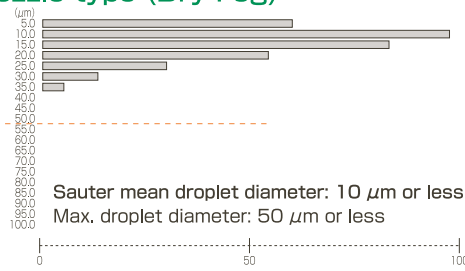

O3B nozzle type with PTFE spray tip is also available. For details please inquire with us.

# Spray Droplet Size by various humidifiers

The followings are pictures of droplets collected by Immersion Sampling and droplet diameter distribution measured by the laser analyzer.

(The vertical axis is for droplet diameter, and the horizontal for the proportional number of droplets.)

## AKIMist "E" O3C nozzle type (Dry Fog)

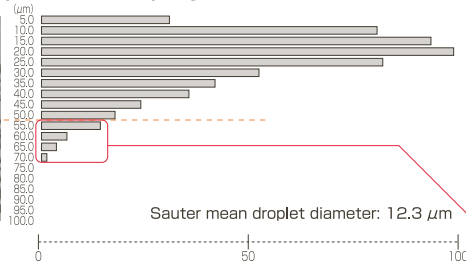
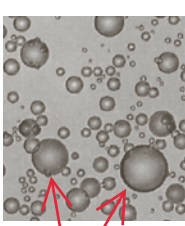


### NON-WETTING DRY FOG

Uniform fog, **having no large particles**, humidifies target spaces effectively without getting anything wet.

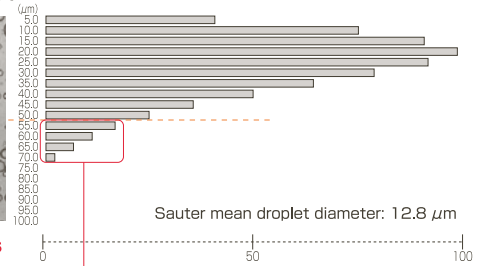

## Other kinds of humidifiers

### ● Conventional pneumatic spray nozzle



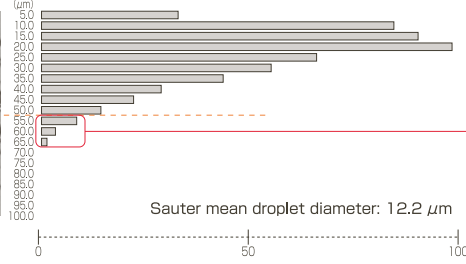
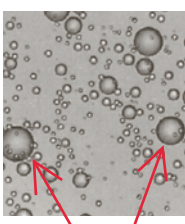
Large droplets

### ● Ultrasonic type



Large droplets

### ● Spinning disk type

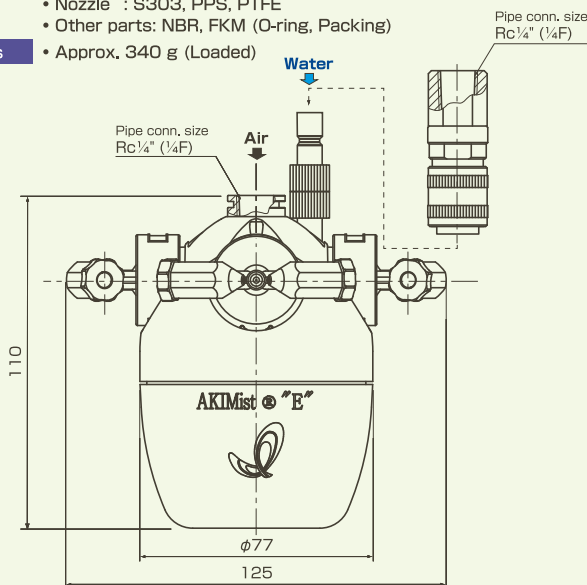


Large droplets

Even though the mean droplet diameter is small, spray distributions including large droplets will eventually cause wetting.

## AKIMist "E" Dimensions

- Materials**
- Body : PP, S303 (Stainless steel 303)
  - Nozzle : S303, PPS, PTFE
  - Other parts: NBR, FKM (O-ring, Packing)
- Mass**
- Approx. 340 g (Loaded)



### Note:

- Before disassembling, close the water valve.
- As main parts are made of plastic, handle AKIMist "E" with care. (For details, see Instruction Manual.)
- "F" in pipe connection size denotes female thread.

Stop plugs are enclosed to reduce the number of nozzles when needed.

## Applications

- Humidification : Textile factory, Mushroom nursery, Poultry incubation, Fermentation room, Cold storage for food
- Moisture control : Textile, Paper, Plywood, etc.
- Preventing dust adhesion: Plastic molding, Bag-making, Painting line, etc.
- Dust suppression : Painting line, Foundry, Ceramic fabrication, etc.
- Curing : Concrete, etc.
- ESD prevention/Static electricity control: Printing, Textile, Painting line, Plastic film, Plastic molding, Assembly line of electronics, Paper, etc.



## Chemical-resistant AKIMist® "E" TN

## AE-UT Adaptor (optional)



(Nozzle type O3C only)

Titanium is applied to the liquid contact parts, for spraying of chemical solution.

### Applications

- Disinfection, sterilization in food factories, hospitals/ pharmaceutical plants
- Disinfection, deodorization in egg farms, livestock barns

Note: This product is sold without pipe connection kit.



AE-UT Adaptor enables you to adjust spray direction as desired, just by installing it between the nozzle and the humidifier body. You can easily attach and remove it by hand. Chemical-resistant type is also available.

Note: Stop spraying before you change the direction.

## Pipe Connection Kits (optional)

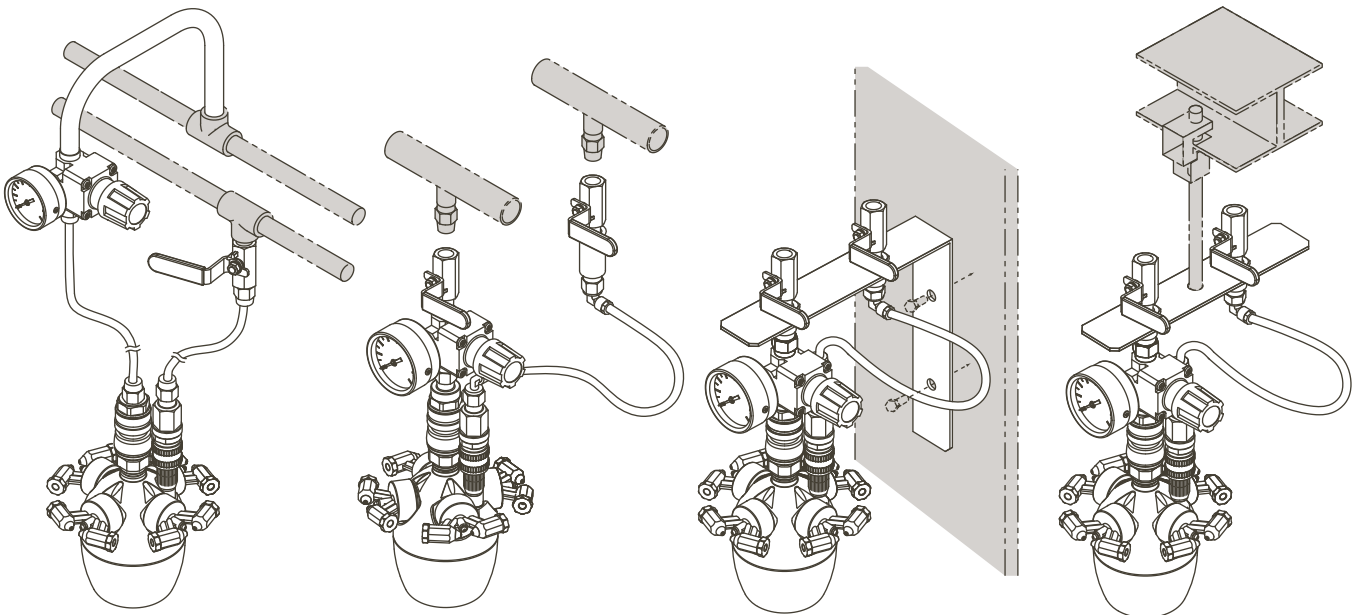
Convenient pipe connection kits for easy installation of AKIMist® "E". Standard kit is shipped in pieces without assembling. Other kits are assembled before shipment.

### Standard Kit

### Hanging-down (NP) Kit (w/o plate)

### Wall Mounting Kit

### Hanging-down Kit



- This kit is to be assembled by customers.
- R 1/4" threaded connection.

- Rc 1/4" threaded connection.

- Bolts for fixing mounting plate are not included and to be prepared by customers.
- The diameters of holes on the plate are 9 mm.
- Rc 1/4" threaded connection.

- Bolts and hanging fixture are not included and to be prepared by customers.
- The diameter of hole on the plate is 11 mm.
- Rc 1/4" threaded connection.

Note: Gray parts are NOT included in the kit.

These pipe connection kits are not chemical resistant.

## How to order

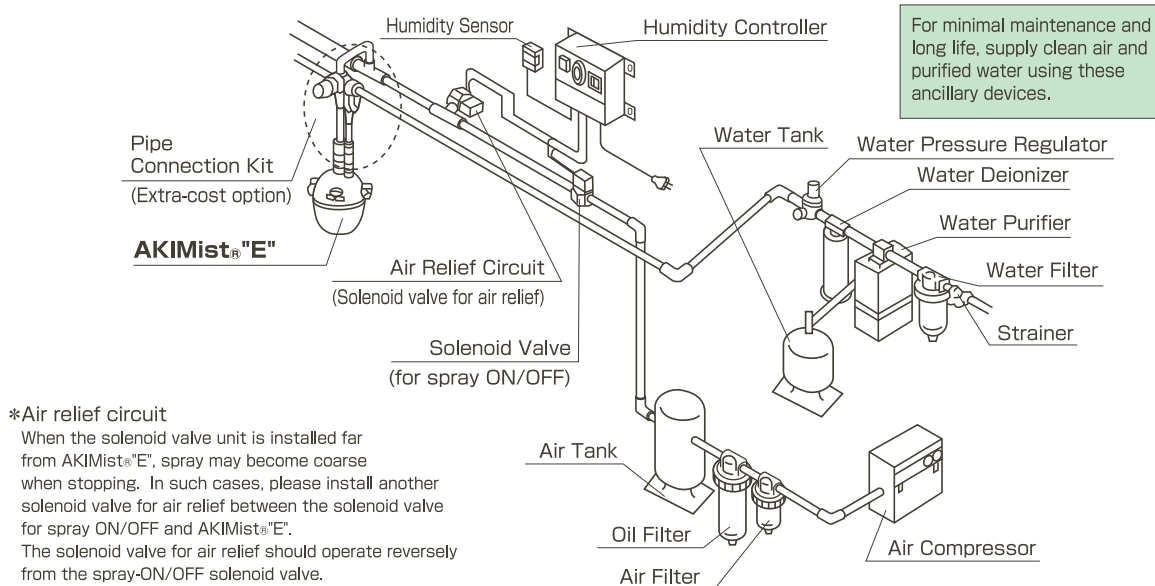
Please inquire or order for a specific model using this coding system.  
If a pipe connection kit should be added, please specify the connection kit type at [ ].

<Example> AE-1 (O3C) + [Hanging-down Kit]

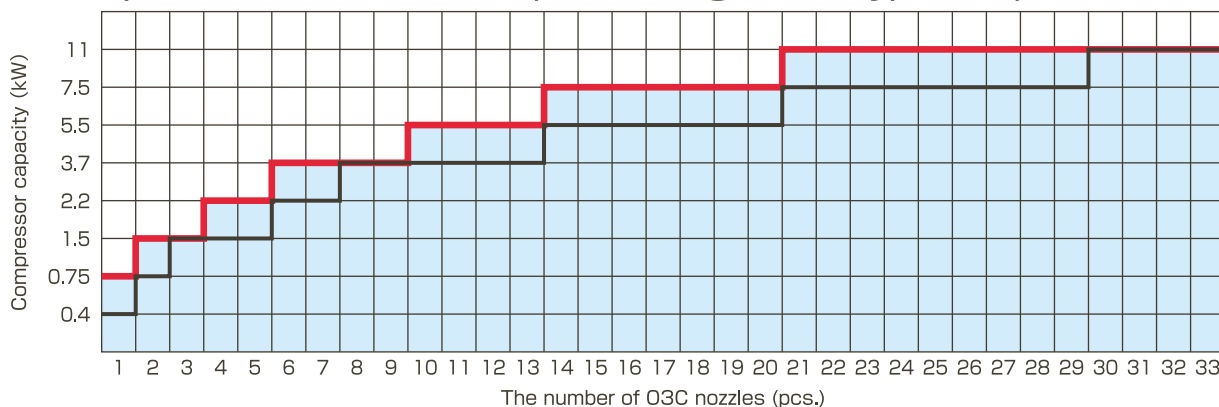
AE-	1	(O3C)	+	Hanging-down Kit
	Number of nozzles	Nozzle type		Type of pipe connection kit
■	1	■(O3C)	■	Standard Kit
■	2	■(O3B)	■	Hanging-down (NP) Kit (w/o plate)
■	3	■(O4E)	■	Wall Mounting Kit
■	4		■	Hanging-down Kit

# Installation & Ancillary Devices

For minimal maintenance and long life, clean air and purified water must be supplied. IKEUCHI, with a wealth of experience, provides a wide range of ancillary devices for purifying water/air and automatic humidity control.



## Air compressor selection chart (when using nozzle type O3C)



- Notes: 1. When spraying at 0.3 MPa air pressure, please refer to the black line ( — ).  
When spraying at 0.5 MPa air pressure, please refer to the red line ( — ).  
2. Type of compressor: reciprocating compressor for 0.4–7.5 kW and a screw compressor for 11 kW.  
3. Using this chart as a target, consult your compressor catalog and confirm the output capacity.

## Recommended pipe size chart (when using nozzle type O3C)

The number of O3C nozzles		1	2	3	4	5	6	7	8	9	10	11	12	13	14	15	16	17	18	19	20	21	22	23	24	25	26	27	28	29	30	31	32	33
Air consumption	ℓ/min, Normal (SCFM)	29 ℓ/min, Normal (1.08 SCFM) × the number of nozzles																																
Water consumption	ℓ/hr (GPH)	2.4 ℓ/hr (0.63 GPH) × the number of nozzles																																
Recommended pipe size (Stainless steel pipes should be used)	Air	¼" or over			⅜" or over			½" or over						¾" or over																				
	Water	¼" or over			⅜" or over						½" or over																							


If you plan to use O3B or O4E nozzles, please inquire with us.

## For minimal maintenance and long life, supply clean air and pure water

	Air	Water
Pressure	0.2–0.5 MPa (29–73 psi) for O3C 0.3–0.35 MPa (44–51 psi) for O3B at point of use	0.1 MPa (15 psi) at point of use
Temperature	5°C (41°F)–Room temperature	Room temperature
Quality	Air without moisture, oil mist and dust; Dew point 10°C.	No particles Electric Conductivity = 0.07–10 micro-S/cm (Resistance 14–0.1 M ohm/cm)

# Ancillary Devices

## Humidity Controller (RHC-C11) [Compact type] w/ Humidity Sensor



- Digital display of present humidity and target humidity
- Compact size to fit any place
- Measurement accuracy:  $\pm 3\%$
- Supply voltage: 100-240 VAC
- Range of operation 0-85% RH (0-50°C)

## Humidity Controller (RHC-D\*\*B)


(Controller model numbers are entered in \*\*.)



\*Humidity sensor is sold separately. (This photo is RHC-D22B)

- Digital display of present humidity and target humidity
- Measurement accuracy:  $\pm 3\%$
- Supply voltage: 100-110 VAC or 200-220 VAC
- Using a single controller, up to four zones spread over a wide area can be controlled individually.

## Solenoid Valve Unit



A solenoid valve and reducing valve are bundled together as a unit for pressure relief. When the humidifier stops spraying, the remaining air pressure in the piping is instantly relieved, so that only fine fog is sprayed.

## Air Filter

- For removal of dust and moisture contents over  $0.3 \mu\text{m}$  from the compressed air with micro-fiber.
- Available in a variety of sizes
- Air ancillary device set includes an air filter and oil filter with a manual discharging drain and nipple.



## Water Filter

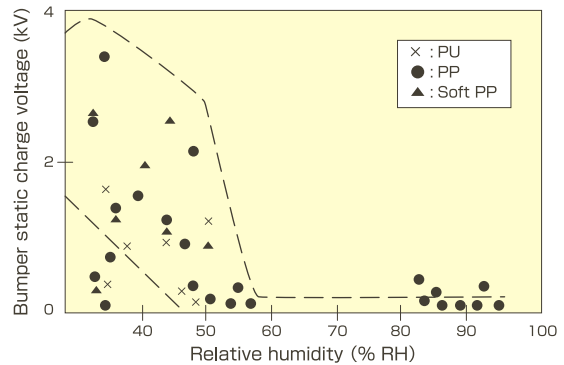
- For removal of foreign particles over  $5 \mu\text{m}$ .
- Available in a variety of sizes
- Water ancillary device set includes a water filter, a pressure regulator and nipple.



# Benefits of Humidification

## 1. Static Charge Prevention

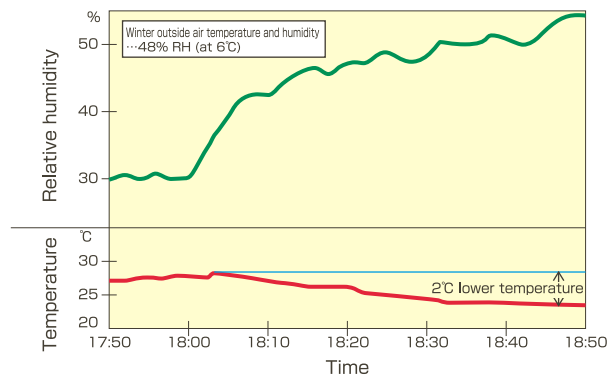
### ● Relation between humidity and static charge



Helps to **eliminate static electricity problems**, improve product quality and reduce the number of defects.

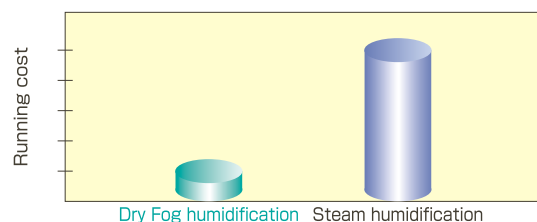
## 2. Energy-Saving Effect

### ● Humidification and cooling effects



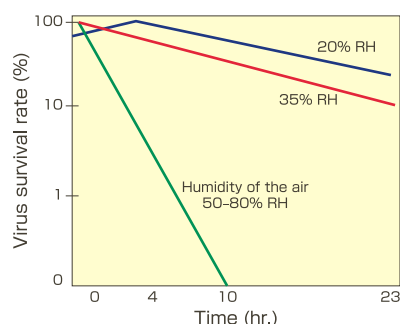
AKIMist® reduces the air temperature while humidifying. There is approximately a 2°C reduction in temperature.

### ● Comparison of the running cost of humidification methods



Energy cost for Dry Fog humidification is **only one-fifth** of that for steam humidification.

## 3. Maintaining Operators' Health



Humidity over 50% RH cuts the lifespan of cold and flu viruses, helping reduce worker sick days.

# Customer Case Studies

## 1. Printing

### Web Offset Printing Process

Humidity control suited to each printing press type and process has a big impact.

- AKIMist<sup>®</sup> has quickly gained acceptance as nozzle-type humidification systems are becoming popular in the printing industry.
- AKIMist<sup>®</sup> has the best track record in the Japanese printing industry, with over 25 years of strong experience.
- For sheet-fed printing, UV printing, Flexo printing and others, we have the best-suited solutions for all kinds of printing presses.



**Improved productivity and quality, reduced waste paper**

*Paper jams, poor folds, etc.* → Solved by controlling humidity to around 50% RH

## 2. Electronics

### SMT Process

A humidification method that can be counted on to save energy has become the strongest focus of attention.

- By maintaining humidity at an appropriate level, it is possible to prevent the various problems from static electricity.
- The dry fog cooling effect reduces the building cooling load.
- With the No. 1 track record as well as 17 years of remarkably good results, we have optimal solutions for a wide range of processes and environments.
- It is also well-suited for clean room humidification.



**Adhesion error rate reduced 60%  
Cooling load reduced 20%**

*Internal part damage* → Solved by controlling humidity to around 45% RH

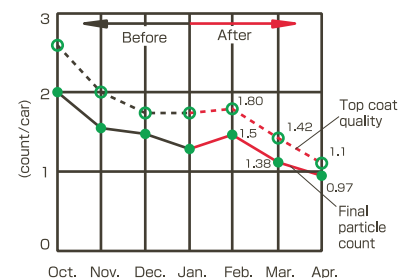
## 3. Painting

### Painting Process for Cars

Control ambient humidity to eliminate static electricity and limit airborne waste.

- By keeping appropriate humidity, dust is suppressed and static electricity is reduced.
- Humidification is the first step to reduce the adhesion of dust to products.
- Starting with the car industry, AKIMist<sup>®</sup> is now used in many kinds of industry as the solution for dust problems.
- We can find solutions to meet the needs of your factory.

Reduced the adhesion of particles



**Reduced the adhesion of dust by 20%  
Maintaining Operators' health**

*Defective painting by adhesion of dust* → Solved by controlling humidity to about 50% RH

# Other Installations

Field	Goal	Concrete examples of results
Textiles	Improved productivity	
Chemicals	Safety precautions	

We have numerous proven solutions for industries beyond the above cases. \*These effects depend on factory conditions.

Accurate and easy

AKIMist®"E" KIT

## Dry Fog Humidifier Kit


# AE-KIT

All the components for an efficient humidification system in an easy DIY kit. Just supply the electricity and compressed air.

- You can choose the contents of AE-KIT freely to suit your factory size and layout.
- Includes piping and connectors for tap water and air, you can install them easily, and keep optimal humidity. (AKIMist®"E" is installed on a wall.)
- One AE-KIT is good for spaces of up to 800 m<sup>3</sup>. Please contact us for an inquiry sheet.

Includes:

Nozzle unit (AKIMist®"E"), Control unit, Water (filter) unit and Piping unit



No piping work!

## AKIMist®"E" Portable Dry Fog Humidifier Set

# AE-T set

No piping work necessary.  
Easy, convenient humidification for immediate usage in any place with an air supply.

- AKIMist®"E" portable humidifier set with a stand unit and water pressure tank. No installation work required.
- Easy automatic control with a humidity controller (optional).

### Main Applications

- Spot humidification around machinery and electrostatic prevention.
- Humidification in factories such as electronics, printing, textile, paper mills, etc.

### < Specifications >

Tank capacity	Material	Max. pressure	Mass	Pole height
18 ℓ (4.8 gal)	Stainless steel 304 etc.	0.7 MPa (100 psi)	12.4 kg (loaded: 30.4 kg) 28 lb (loaded: 67 lb)	Min, 1,000- Max, 2,380 mm

Note: Safety valve is set at 0.4 MPa.



Includes:

AKIMist®"E", Stand with wheels, Telescopic pole, Water tank, Gauge-mounted pressure regulators, Mounting unit

**Option** Compact humidity controller set

Note:

Specifications and contents noted in this catalog are subject to change without prior notice.

"The Fog Engineers"  
**H. IKEUCHI & CO., LTD.**  
http://www.kirinoikeuchi.co.jp/eng/



ISO9001:2008 certified  
(H. IKEUCHI & CO., LTD., Japan only)

### Headquarters

Daiichi Kyogyo Bldg., 1-15-15 Awaza  
Nishi-ku, Osaka 550-0011, Japan  
Tel: 81-6-6538-4015 Fax: 81-6-6538-4022  
overseas@kirinoikeuchi.co.jp

### IKEUCHI (SHANGHAI) CO., LTD.

Room C, 21/F, Electrical & Mechanical Bldg., 600 Hengfeng Road, Shanghai 200070, P.R.China  
Tel: 86-21-6140-9731 Fax: 86-21-6123-4239 mist@kirinoikeuchi.com (for Shanghai, Tianjin, Shenzhen offices)  
www.kirinoikeuchi.com/

Tianjin Branch Tel: 86-22-2320-1676 Fax: 86-22-2320-1675  
Shenzhen Branch Tel: 86-755-8525-2221 Fax: 86-755-8525-2215

### IKEUCHI USA, INC.

8110 Beckett Center Drive, West Chester, OH 45069, USA  
Tel: 1-513-942-3060 Fax: 1-513-942-3064 info@ikeuchiusa.com www.ikeuchiusa.com/

### IKEUCHI EUROPE B.V.

Asterweg 17 A6, 1031 HL Amsterdam, The Netherlands  
Tel: 31-20-820-2175 Fax: 31-20-820-2176 info@ikeuchieurope.com www.ikeuchieurope.com/

### Ikeuchi Taiwan Co., Ltd.

11F-1, No. 27, Sec. 1, Chung Shan N. Rd., Taipei, 10441, Taiwan R.O.C.  
Tel: 886-2-2511-6289 Fax: 886-2-2541-6392 sales@ikeuchi.com.tw www.ikeuchi.com.tw/

### PT. IKEUCHI INDONESIA

Ruko Easton Jalan Gunung Penderman Blok E No.9, Lippo Cikarang Kel. Cibatu Kec., Cikarang Selatan Bekasi 17550 Indonesia  
Tel: 62-21-2909-3246 Fax: 62-21-2909-3247 sales@ikeuchi.co.id www.kirinoikeuchi.co.jp/ijk/

